

In-person Tutoring



Online Tutoring

Offered on Zoom
through Canvas

Registration is required of all students

Registration for the Learning Center: 2 step process found on the Learning Center website:

www.sac.edu/learningcenter

Step 1: Register for the tutoring "class" in WebAdvisor

Step 2: Ensure that Online Tutoring is loaded on your Canvas Dashboard (for online tutoring only)





SANTA ANA COLLEGE

TRANSLATE

 CANVAS

WEBADVISOR

MENU 

Search sac.edu 



APPLY

CLASS SCHEDULE

COVID-19 UPDATES



Log in to WebAdvisor

1. Log in to WebAdvisor

Santa Ana College & Santiago Canyon College

LOG IN | MAIN MENU | CONTACT US

Welcome Guest!

Log In

Is this your first time logging onto WebAdvisor?
The default password for WebAdvisor is your date of birth in the Mmddyyyy format with the first letter of the month capitalized (e.g. if your birthday is November 05, 2015 the default password would be Nov052015). You will be prompted to change your password after you first log on.

Need Help?
[What's My WebAdvisor Login or Reset My Password](#)

Please enter WebAdvisor Login and password exactly as written.
WebAdvisor Login and password are both case sensitive.
WebAdvisor Login should be entered in lowercase letters i.e. ab12345, (Not AB12345 or Ab12345)

WebAdvisor Login
Password
Hint

SUBMIT

LOG IN | MAIN MENU | CONTACT US

WebAdvisor
POWERED BY ENTIRE

Click: “Register for Classes”

2. Under registration, click **‘Register for Classes’**

Registration

- [New Student Orientation](#)
- [New Student Orientation - Early Welcome \(SCC\)](#)
- [Noncredit Online Student Orientation \(OEC\)](#)
- [View Online Registration Date](#)
- [Search for Sections](#)
- [Register for Classes](#)
- [Register and Drop Classes](#)
- [Manage My Waitlist](#)
- [Student Add Code Registration Help Manual](#)
- [Add Code Registration](#)
- [Canvas Access](#)
- [Student Planning](#)

Check off the 2 boxes

3. Select, both, '**Address validation**' & '**AB 2248 Statement**'. Click '**continue**'

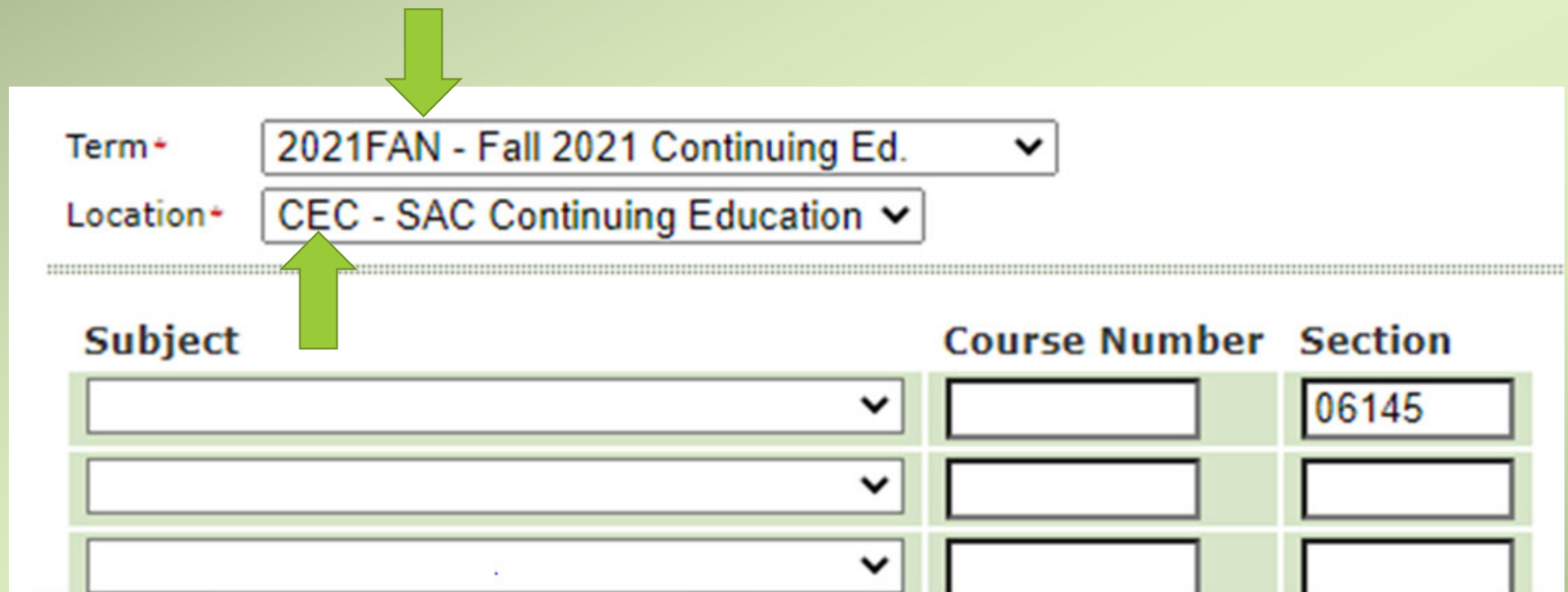
Address Validation: By checking the box I validate that the above information is correct.

If any changes are required to your contact information, please select the following link to update this information. [Update My Address](#)

AB 2248 Statement: By checking the box I understand that a student needs to take 15 units per semester, or 30 units bachelors degree within four years. I also understand that a Cal Grant award is limited to four aca

Submit

Select: Term, Location & Section



Term* 2021FAN - Fall 2021 Continuing Ed. ▼

Location* CEC - SAC Continuing Education ▼

Subject	Course Number	Section
▼		06145
▼		
▼		

Final Pages in WebAdvisor

5. Select the section, then click **'Submit'**

Select	Term	Status	Section Information	Location	Meeting Information	Faculty	Available/ Capacity/ Waitlist	Units
<input checked="" type="checkbox"/>	Fall 2021 Continuing Ed.	Open	LRN-095-06145 (06145) Supervised Tutoring - Math	SAC Continuing Education	08/23/2021-12/12/2021 1 Laboratory Days to be Announced, Times to be AnnouncedRemote Instruction, Room CANVAS 08/23/2021-12/12/2021 1 Laboratory Days to be Announced, Times to be AnnouncedA - Cesar Chavez Bldg, Room A-106	D. Vu, K. Walczak	9996 / 9999 / 0	0.00

6. Under Action, Register for LRL-095 section. Click **'Submit'**.

Action	Term	Section Information	Location	Meeting Information	Faculty	Available/ Capacity/ Waitlist	Units
<input type="text" value="RG - Register"/>	2021FAN	LRN-095-06145 (06145) Supervised Tutoring - Math	CEC	08/23/2021-12/12/2021 1 Laboratory Days to be Announced, Times to be AnnouncedRemote Instruction, Room CANVAS (more)...	D. Vu, K. Walczak	9996 / 9999 / 0	<input type="text" value="0.00"/>

Step 2: Loading Learning Center on Canvas for Online Tutoring

- Go to Learning Center website: www.sac.edu/learningcenter
- Find “Step 2”



On Campus and Online Tutoring

All students must register for the Learning Center class and complete **Step 1 below** (the section number is also good for the ACC, Math Center and Physical Science Center).

- Step 1: Register for the Learning Center.** See directions below or [click here](#) for a step-by-step explanation. Be sure to choose 2021 FAN (Do Not Select FA for the term; that is not the term for the Learning Center. FAN can be found at the bottom of the list). The location is CEC, not SAC.
- Step 2:** If you are interested in Online Tutoring, you must follow these directions to load the Canvas class on your dashboard.
 - Click [this link](#) to connect to the Learning Center Canvas page.
 - Enter your WebAdvisor username and password.
 - Go to Dashboard



On Campus and Online Tutoring

On Campus: Dunlap Hall D306

Online: On Canvas

Steps to Use the Learning Center

- Register for the Learning Center (Step 1; see below)
- For Online Tutoring: After registering, access Canvas the first time from this page (Step 2)

Fall 2021 Hours

Monday - Thursday
10:00 am - 7:00 pm

Friday
11:00 am - 4:00 pm

Saturday
12:00 pm - 3:00 pm

Directions to Register

- Go to [WebAdvisor](#)
- Register for Classes
- Check 2 boxes

Canvas Dashboard

Dashboard



Learning Center Home Page

☰ SAC ACC/Learning Center - Fall 2021

- Home
- ConferZoom
- Modules
- Announcements

Welcome to Online Tutoring



Register for Online Tutoring in WebAdvisor.
If you are not registered, [click here for directions](#) ↓.



Virtual Front Desk
Click on the hour below to enter

Click into subject below for further instructions, tutor hours and ways to connect.



**Writing
Tutoring**



**Writing
Workshops**



**English
DOTA**



**History
DOTA**



**Criminal
Justice
DOTA**



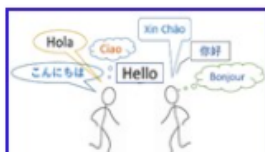
**Conversation
Circles**



**Biology
Tutoring and
Workshops**



**Chemistry
Tutoring and
Workshops**



**Modern
Languages**



**Physics
Tutoring**



**Math
Tutoring**



**Nursing/Pharm Math
EMT & Med Term.
Tutoring**